

I. 2024

BOSTALSEE REGULARITY

www.bostalsee-regularity.de

» 06. April 2024 «

Muster-Bordbuch [Sample Roadbook]

RT-T



Ortsclub
im ADAC




GOLFPARK
BOSTALSEE

No.10
essen & feiern

Seezeit
Lodge
HOTEL & SPA

www.bostalsee-regularity.de



Bernd Litz
Bedachungen & Holzbau
Nohfelden-Wolfersweiler

 *Quelle ein Beck*
Bitburger

KIESEL
Engineering GmbH

 **SCHUG**
MOTORSPORT



AUTO BROCKER
WOLFERSWEILER

ZK/TC 0 - Start Bostalsee	DISTANCE	RT-TULIP
ZK/TC 1 - Regroup OUT	159,64 km	SECTION: 1
Gleichmäßigkeitsprüfung [Regularity Test]: Panzerplatte Lang - 37,516km - 99% Asphalt [Tarmac]	AVERAGE 39,91 km/h	TIME ALLOWED 4:00 h

START GP/RT 7
Panzerplatte Lang



NORD:
50° 4.339'

EAST:
6° 58.494'

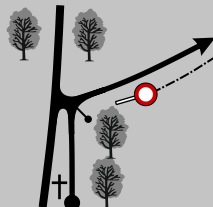





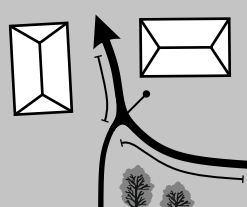
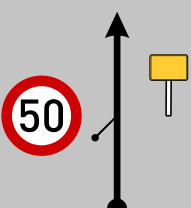




SCHNITTE [AVERAGE SPEEDS]

Start	End	Average	Start	End	Average
0,000	0,414	50	17,513	18,741	30
0,414	3,720	30	18,741	27,571	50
3,720	4,007	48	27,571	28,948	30
4,007	5,833	40	28,948	37,516	50
5,833	17,513	50			

ZK/TC 0 - Start Bostalsee		DISTANCE		RT-TULIP	
ZK/TC 1 - Regroup OUT		159,64 km		SECTION: 1	
Gleichmäßigkeitsprüfung [Regularity Test]: Panzerplatte Lang - 37,516km - 99% Asphalt [Tarmac]		AVERAGE 39,91 km/h		TIME ALLOWED 4:00 h	
DISTANCE TOTAL PARTIAL		DIRECTION		INFORMATION	
DISTANCE TO GO					
0,000	0,000			START GP/RT 7 Panzerplatte Lang	
		1	37,52	54,12	
				Ø 50 km/h	
0,414	0,414			!Achtung ! Fußgänger ! Attention ! Walker	
		2	37,10	53,71	
				Ø 30 km/h	
3,720	3,306			Auf Schotter [On Gravel]	
		3	33,80	50,40	
				Ø 48 km/h	
4,007	0,287			Auf Asphalt [On Tarmac]	
		4	33,51	50,11	
				Ø 40 km/h	
5,833	1,826				
		5	31,68	48,29	
				Ø 50 km/h	

RT7

ZK/TC 0 - Start Bostalsee		DISTANCE		RT-TULIP	
ZK/TC 1 - Regroup OUT		159,64 km		SECTION: 1	
Gleichmäßigkeitsprüfung [Regularity Test]: Panzerplatte Lang - 37,516km - 99% Asphalt [Tarmac]		AVERAGE 39,91 km/h		TIME ALLOWED 4:00 h	
DISTANCE		DIRECTION		INFORMATION	
TOTAL	PARTIAL			DISTANCE TO GO	
17,513	11,680	6		SPEED CHECK: max. 35 km/h	36,61
			20,00	Ø 30 km/h	
18,741	1,228	7		END SPEED CHECK Measurement at the earliest in 500m	35,38
			18,78	Ø 50 km/h	
27,571	8,830	8		  	26,55
			9,95	Ø 30 km/h	
28,948	1,377	9			25,17
			8,57	Ø 50 km/h	
37,516	8,568	10		 END GP/RT 7 Panzerplatte Lang	16,60
			0,00	 Gemeinde Nohfelden Landkreis St. Wendel	

ZK/TC 0 - Start Bostalsee		DISTANCE		RT-TULIP	
ZK/TC 1 - Regroup OUT		159,64 km		SECTION: 1	
		AVERAGE 39,91 km/h		TIME ALLOWED 4:00 h	
DISTANCE		DIRECTION	INFORMATION	DISTANCE	
TOTAL	PARTIAL			TO GO	
38,75	1,23			15,37	
41,57	2,82			12,55	
52,19	10,62			1,93	
54,12	1,93			0,00	
<hr/> <hr/> <hr/>					